


RB REINFORCED BLOCK

THE MRI SYSTEM IS MADE UP OF BLOCK "O", BLOCK "U" AND SOLID BLOCK PIECES WHICH ARE USED TO BUILD INTERNALLY REINFORCED MASONRY WALLS, WITH HORIZONTAL AND VERTICAL CORRUGATED STEELBARS OR WIRES, PLACED IN THE CELLS OF THE PIECES.

The Block "O" has a circular cell for the placement of a vertical corrugated steel bar and the Block "U" has a grooved shape in the body for the placement of the horizontal reinforcement.

Due to its dimensions, it requires a little volume of concrete, which helps to improve performance on site.



DATA SHEET

SPECS

PARAMETERS	UNITS	AAC-4	AAC-5	AAC-6
Nominal Density	lb/ft ³	31.2	37.2	39.9
Real Density	lb/ft ³	37.4	44.7	47.8
Compressive Strength (min)	psi	580	725	870
Thermal Conductivity	BTU·in/ft ² h°F	0.798	0.992	1.07
Permeability	US Perm	0.13	0.11	0.07
Moisture Adsorption	% weight	7.61	6.31	3.9



WORKFORCE PERFORMANCE

PRODUCT PLACEMENT	PERFORMANCE
Bearing Wall & Partition Wall	215 ft ² /workday
Facades	172 ft ² /workday

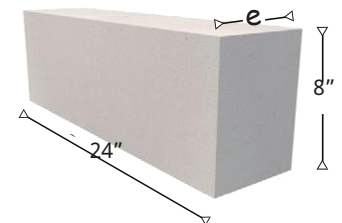
Squad: Officer and assistant.

STRUCTURAL PROPERTIES

CONCEPT	UNITS	ACC-4	ACC-6
Design compressive strength of masonry	(PSI)	398	435
Design resistant shear stress (V*m)	(PSI)	57	92
Compressive strength of cubes for piles at 28 days	(PSI)	1920	2503
Compressive strength of cubes for walls at 28 days	(PSI)	1949	2532

DIMENSIONS

THICKNESS e (in)	DESIGN WEIGHT			PIECE WEIGHT			CONTENT PER PALLET		
	AAC-4 lb/ft ²	AAC-5 lb/ft ²	AAC-6 lb/ft ²	AAC-4 lb/pc	AAC-5 lb/pc	AAC-6 lb/pc	ft ³ x pallet	ft ³ x pallet	ft ³ x pallet
4	12.28	14.66	15.69	15.9	18.9	20.3	76.3	232.5	180
5	15.22	18.02	18.92	19.7	23.3	24.4	76.3	186	144
6	18.27	21.62	22.70	23.6	27.9	29.3	76.3	155	120
7	21.31	25.23	26.49	27.5	32.6	34.2	71.2	124	96
8	24.36	28.83	30.27	31.5	37.2	39.1	71.2	108.5	84
10	30.45	36.04	37.84	39.3	46.5	48.9	76.3	93	72
12	36.54	43.24	45.40	47.2	55.9	58.6	76.3	77.5	60



DI_e MENSIONS BLOCK "O"

THICKNESS e in	BORE		DIMENSIONS			DESIGN WEIGHT			PIECE WEIGHT*			CONTENT PER PALLET		
	∅ in	Volum e ft ³	d1 in	d2 in	d3 in	AAC-4 lb/ft ²	AAC-5 lb/ft ²	AAC-6 lb/ft ²	AAC-4 lb/pc	AAC-5 lb/pc	AAC-6 lb/pc	ft ³ x pallet	ft ² x pallet	pcs x pallet
5	2.8	0.028	2.46	1.08	19.78	15.2	18.0	18.9	18.7	22.1	203.6	76.3	186.0	144
6	3.5	0.046	2.95	1.18	18.90	18.3	21.6	22.7	21.9	25.9	244.4	81.4	165.3	128
7	3.5	0.046	3.44	1.67	18.41	21.3	25.2	26.5	25.9	26.4	285.1	71.2	124.0	96
8	3.5	0.046	3.94	2.17	17.91	24.4	28.8	30.3	29.8	35.3	325.8	81.4	124.0	96
10	3.5	0.046	4.92	3.15	16.93	30.4	36.0	37.8	37.7	44.6	407.3	76.3	93.0	72
12	3.5	0.046	5.91	4.13	15.94	36.5	43.2	45.4	45.5	53.9	488.7	81.4	82.7	64

* Weight doesn't consider fill concrete

DI_e MENSIONS BLOCK "U"

THICKNESS e in	DIMENSION S					DESIGN WEIGHT			PIECE WEIGHT*			CONTENT PER PALLET		
	a in	b in	c in	d in	Volum e ft ³	AAC-4 lb/ft ²	AAC-5 lb/ft ²	AAC-6 lb/ft ²	AAC-4 lb/pc	AAC-5 lb/pc	AAC-6 lb/pc	ft ³ x pallet	ft ² x pallet	pcs x pallet
5	1.48	1.97	1.48	2.17	0.16	15.2	18.0	18.9	14.0	16.5	203.6	57.2	139.5	108
6	1.48	2.95	1.48	2.17	0.23	18.3	21.6	22.7	15.0	17.8	244.4	61.0	124.0	96
7	1.97	2.95	1.97	2.17	0.23	21.3	25.2	26.5	19.0	22.5	285.1	53.4	93.0	72
8	1.97	3.94	1.97	2.17	0.31	24.4	28.8	30.3	20.1	23.7	325.8	61.0	93.0	72
10	1.97	5.91	1.97	2.17	0.46	30.4	36.0	37.8	22.2	26.3	407.3	50.9	62.0	48
12	1.97	7.87	1.97	2.17	0.61	36.5	43.2	45.4	24.4	28.9	488.7	61.0	62.0	48

* Weight doesn't consider fill concrete

DIAGRAM BLOCK

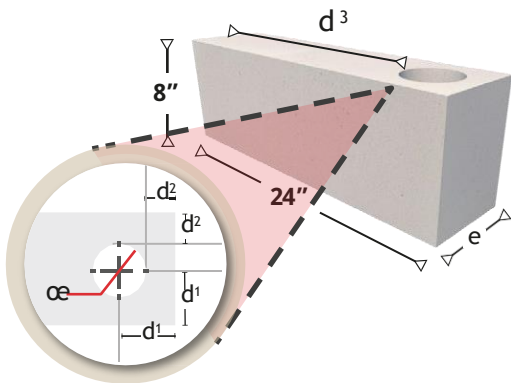


DIAGRAM BLOCK

